

HR TOP-MOUNT FILTER FANS**INDUSTRY STANDARDS**

UL/cUL Listed; File No. E482010

CE
EAC

APPLICATION

- Industrial automation
- Automotive assembly
- Package handling equipment
- Food and beverage process controls
- Wind energy systems

FEATURES

- Free airflow up to 266 CFM (452 m³/hr.) or 348 CFM (591 m³/hr.)
- Enclosure roof mounting
- Bolt in place to ensure a tight seal
- Terminal block connections

FINISH

- RAL 7035 light-gray UV-resistant mild steel standard
- RAL 9011 black UV-resistant mild steel optional

NOTES

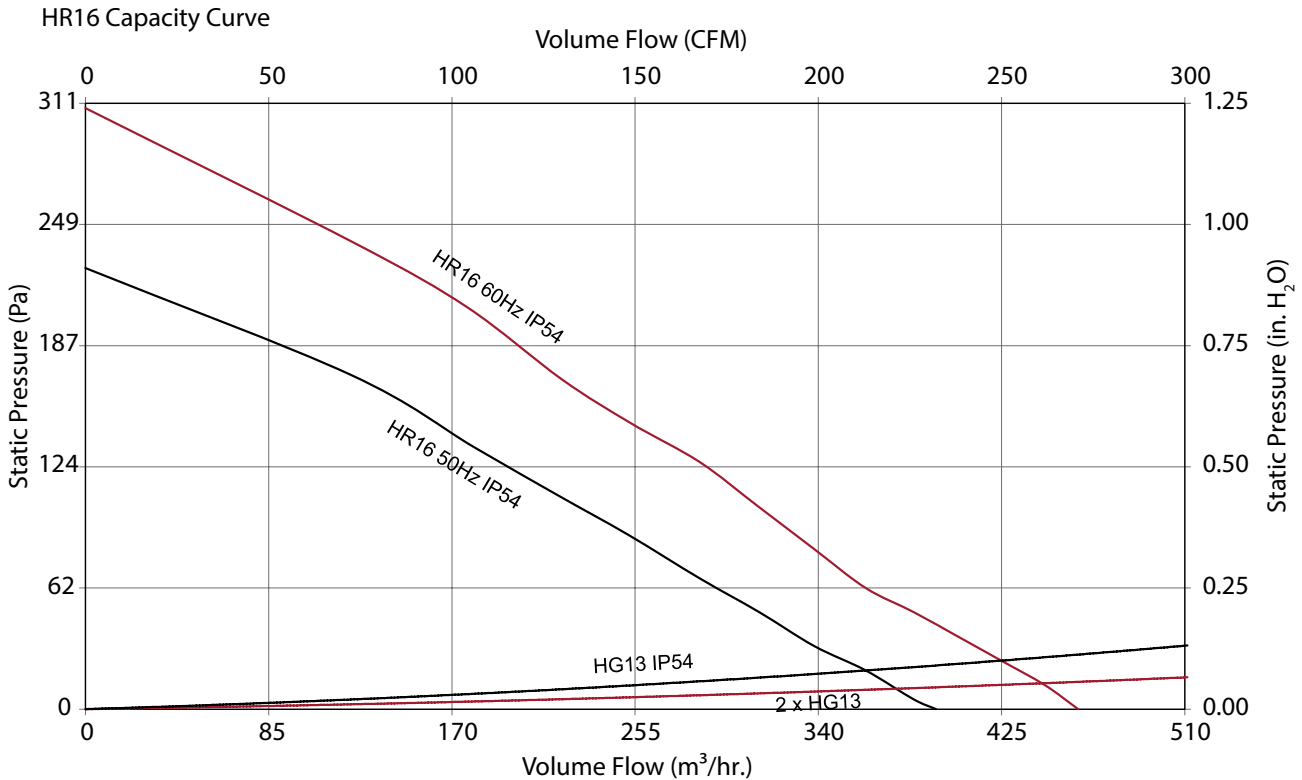
Visit www.PentairProtect.com to download 2D and 3D CAD drawings into the overall design of your electrical system.

Performance Data **HR16 266 CFM (452 m³/hr.) Top-Mount Filter Fans**

ELECTRICAL DATA		
Rated Voltage	115	230
Frequency (Hz)	50/60	50/60
Nominal Current Maximum (Amps)	.82	.48
Power Consumption Maximum (Watts)	80	108
Power Connection	Terminal Block	
FILTER FANS		
RAL 7035 Light Gray:		
Catalog Number	HR1616414	HR1626414
Free Airflow (CFM / m ³ /hr.)	266/452	266/452
Airflow with 1 Exhaust Grille (CFM / m ³ /hr.)	250/425	250/425
Airflow with 2 Exhaust Grilles (CFM / m ³ /hr.)	260/442	260/442
FILTER FAN UNIT CONSTRUCTION		
Fan RPM	2880	2980
Sound Pressure (dBA)	70	68
Operating Temperature Range:		
Maximum (°F / °C)	131/55	131/55
Minimum (°F / °C)	14/-10	14/-10
Service Life (hours)	50,000	50,000
Unit Dimensions - H x W x D (in. / mm)	13.52 x 16.27 x 4.19 / 343 x 413 x 107	
Cutout Dimensions - H x W (in. / mm)	10.43 x 13.58 / 265 x 345	
Weight (lb. / kg)	17.20 / 7.8	
EXHAUST GRILLES		
RAL 7035 Light Gray:		
Catalog Number	HG1300404	
ACCESSORIES		
Replacement Filters:		
Catalog Number	89136409R	89136409R
Thermostat Catalog Number	TWR60	TWR60

Above airflow rates at 60 Hz; see performance curves for airflow at 50 Hz and more details.
Unit depth is from the back edge of the grille to the back of the fan.

Performance Curves for HR16 Models 266 CFM (452 m³/hr.) Side-Mount Filter Fans

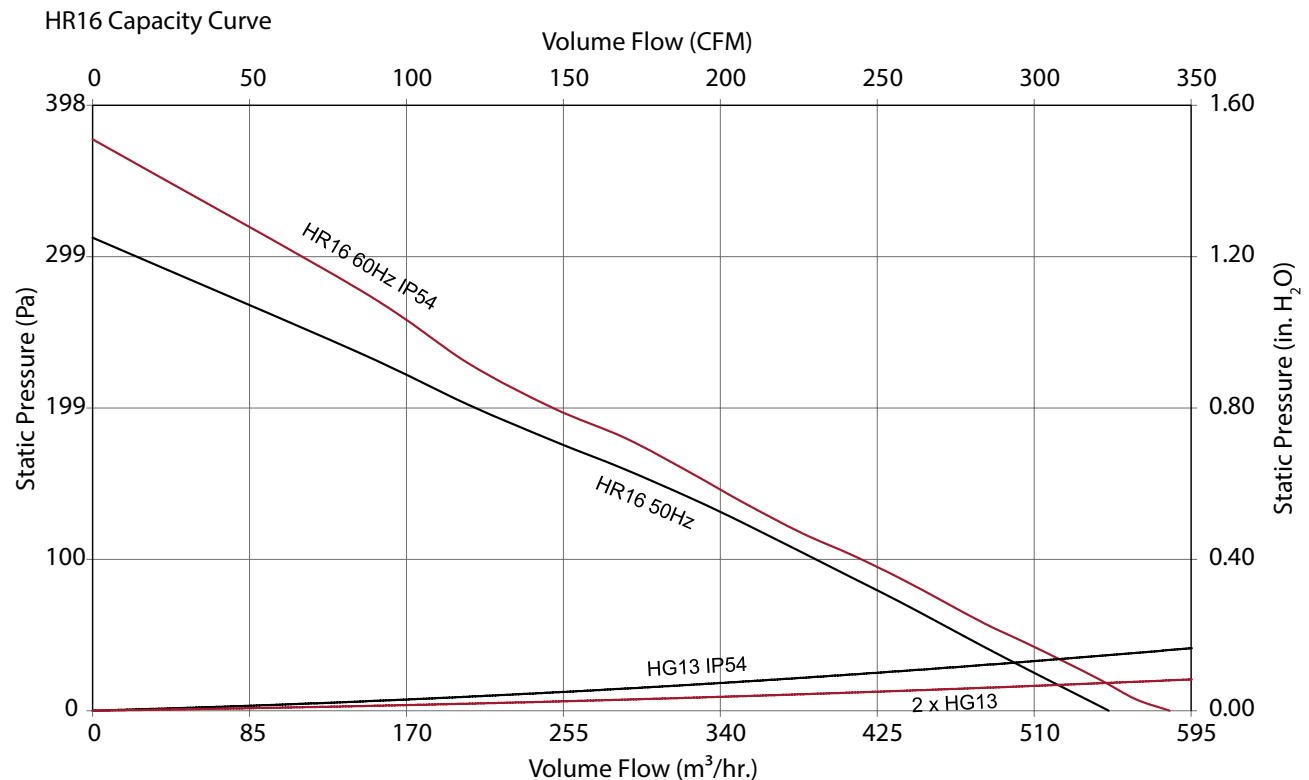


Performance Data **HR16 348 CFM (591 m³/hr.) Top-Mount Filter Fans**

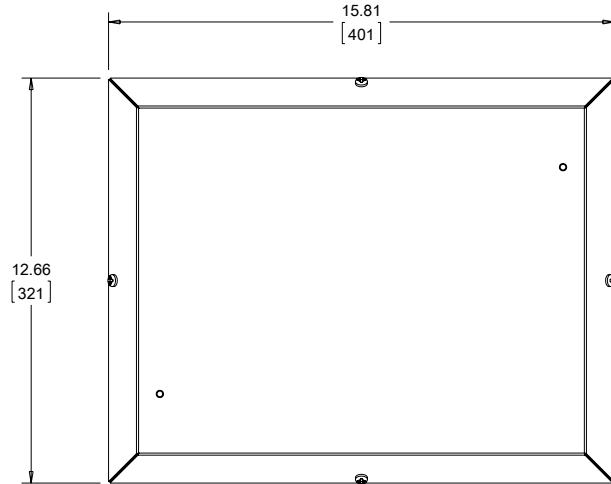
ELECTRICAL DATA		
Rated Voltage	115	230
Frequency (Hz)	50/60	50/60
Nominal Current Maximum (Amps)	.93	.53
Power Consumption Maximum (Watts)	107	120
Power Connection	Terminal Block	
FILTER FANS		
RAL 7035 Light Gray:		
Catalog Number	HR1616424	HR1626424
Free Airflow (CFM / m ³ /hr.)	348/591	348/591
Airflow with 1 Exhaust Grille (CFM / m ³ /hr.)	311/528	311/528
Airflow with 2 Exhaust Grilles (CFM / m ³ /hr.)	325/552	325/552
FILTER FAN UNIT CONSTRUCTION		
Fan RPM	2610	2650
Sound Pressure (dBA)	68	68
Operating Temperature Range:		
Maximum (°F / °C)	131/55	131/55
Minimum (°F / °C)	14/-10	14/-10
Service Life (hours)	50,000	50,000
Unit Dimensions - H x W x D (in. / mm)	13.52 x 16.27 x 4.19 / 343 x 413 x 107	
Cutout Dimensions - H x W (in. / mm)	10.43 x 13.58 / 265 x 345	
Weight (lb. / kg)	17.20 / 7.8	
EXHAUST GRILLES		
RAL 7035 Light Gray:		
Catalog Number	HG1300404	
ACCESSORIES		
Replacement Filters:		
Catalog Number	89134427R	89136409R
Thermostat Catalog Number	TWR60	TWR60

Above airflow rates at 60 Hz; see performance curves for airflow at 50 Hz and more details.

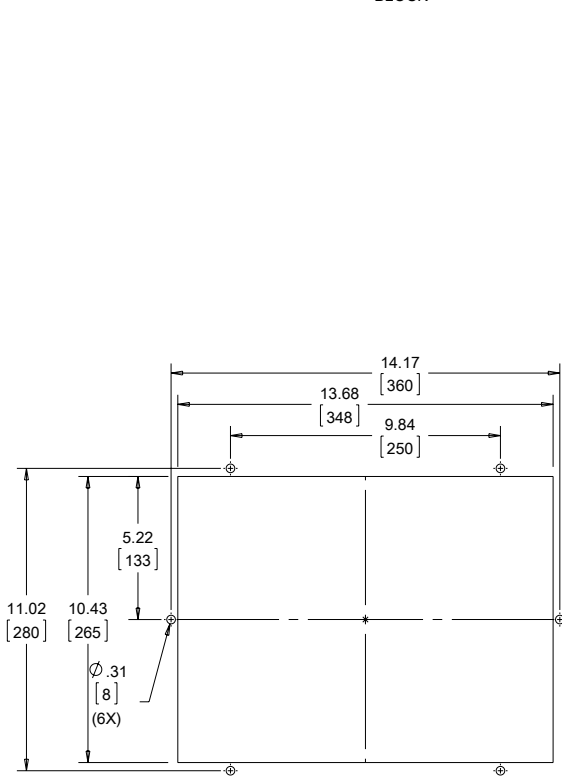
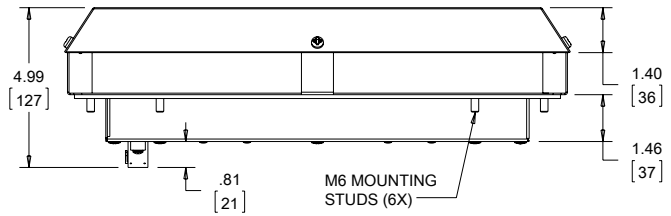
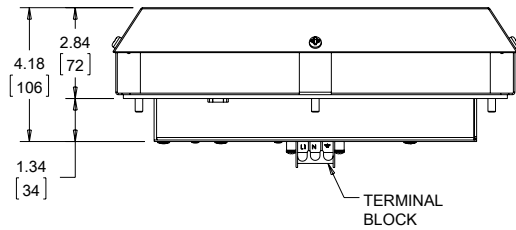
Unit depth is from the back edge of the grille to the back of the fan.

Performance Curves for HR16 Models 348 CFM (591 m³/hr.) Side-Mount Filter Fans


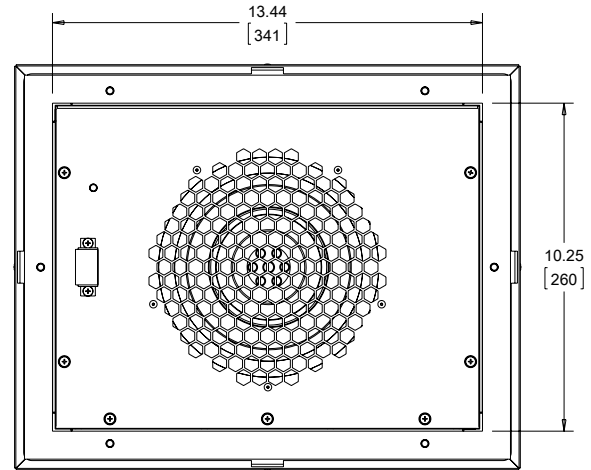
HR16 266-348 CFM (452-591 m³/hr.) Top-Mount Filter Fans



89140807



Cutout Dimensions



Visit www.PentairProtect.com to download 2D and 3D CAD drawings into the overall design of your electrical system.